



RESIDENTIAL  
**fences**

GATES | WINDOWS | DOORS | **FENCES**

# Welcome to the world of WIŚNIEWSKI fences

WIŚNIEWSKI fence systems are a complete solution for your home. Here you will find your dream designs, functional accessories, durable colours, the best materials and – most importantly – complete system-based solutions.

Why is this so important? WIŚNIEWSKI fences include entrance gates, wickets, spans, posts, and mesh panels. Use all these elements to create a complete design for your home.

Explore the possibilities offered by WIŚNIEWSKI fence systems. Invest in a solution that will last for decades to come.



10  
YEAR

**Corrosion protection**  
warranty

CE

CE certificate –  
**safety**



Part of a  
**complete system**

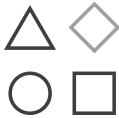


Sliding gate



Drive unit integrated with the post

MODERN AW.AL.103



Matching **garage doors, windows, and doors**



Made **of steel or aluminium**



Solutions for **safety**

# INFINITY

A design inspired by palisade fences: light lines that clearly separate your private space. Thanks to its special structure, you can expand your INFINITY fence indefinitely – without mounting posts. You can also install the fence to a wall. Match it to your home!



**Corrosion**  
protection for **10 years**



Double-welded  
**structure**



Can be reinforced  
with a **connector**



Broad **arrangement**  
possibilities



The latest  
**trend**

# Uniqueness without limits



Choose your preferred  
**level of transparency**


- 4 models.
- An uninterrupted line of segments without fence posts. Can be installed on a concrete foundation or below ground line.
- The INFINITY includes fence segments. Add a matching entrance gate and wicket. See how you can combine them into one fence system.



CE certificate -  
**safety**



INFINITY AW.AL.141 (50 mm spacing) / HOME INCLUSIVE AW.AL.203 (solid sheet)



INFINITY AW.10.132 (60 mm spacing) / CLASSIC AW.10.76 (with infill spacing adapted to the AW.10.132 model)



INFINITY AW.10.131 (50 mm spacing) / HOME INCLUSIVE AW.10.200 (500 mm panel)



INFINITY AW.10.130 (40 mm spacing) / MODERN AW.10.111 (solid sheet)

## DESIGN YOUR FENCE WITH AW EXPERT

AW EXPERT is a groundbreaking software developed by WIŚNIEWSKI that facilitates the design of a well-thought-out and practical fence including all the functional elements, such as the entrance gate, wicket, segments or posts.



Discover more  
details on the  
INFINITY collection

# HOME INCLUSIVE

A collection designed to form a stylistically and functionally consistent set with WIŚNIEWSKI garage doors, windows, and doors. Are you looking for complete harmony? Are modern style and privacy important to you? Choose HOME INCLUSIVE!



HOME INCLUSIVE AW.10.200 (500 mm)



**Corrosion**  
protection for **10 years**



Steel and aluminium  
**models available**



**Customization** of louvres  
and decorative motifs



Solid models – **high**  
**degree of privacy**



Models resembling  
**“blinds”**

# Highlight your space




Modern **design**



CE certificate -  
**safety**


- 9 models.
- Perfect if you want to increase the privacy of your property.
- Steel fences are protected using the DUPLEX system. This means high durability confirmed by the 10-year corrosion protection warranty.



AW.AL.203



AW.AL.202



AW.10.200, (500 mm panel)

AW.10.200, (250 mm panel)

AW.10.228, (with spacing)

AW.10.228, (without spacing)



AW.10.229

AW.10.230

AW.10.233

## System-based solutions

All the elements of WIŚNIOWSKI fences are part of a functional system which, just like modules, can be freely mixed and matched, depending on your preferences or plot layout.



Discover more details on the HOME INCLUSIVE collection

# MODERN

Modern designs that will also go well with more classic homes. Want to stand out with an unusual fence? Discover the MODERN collection.



MODERN AW.10.110



**Corrosion**  
protection for **10 years**



Steel and aluminium  
**models available**



Inspired by **contemporary**  
**designs**



Different **levels of**  
**transparency**



Available as a  
**railing**

# A definition of modernity



Versatile **design**



CE certificate -  
**safety**

- 22 models.
- Perfect if you're looking for unique designs.
- Those who value privacy will like the solid and perforated sheets, while those who prefer lighter, transparent structures, will appreciate the models using box sections.



AW.AL.100



AW.AL.101

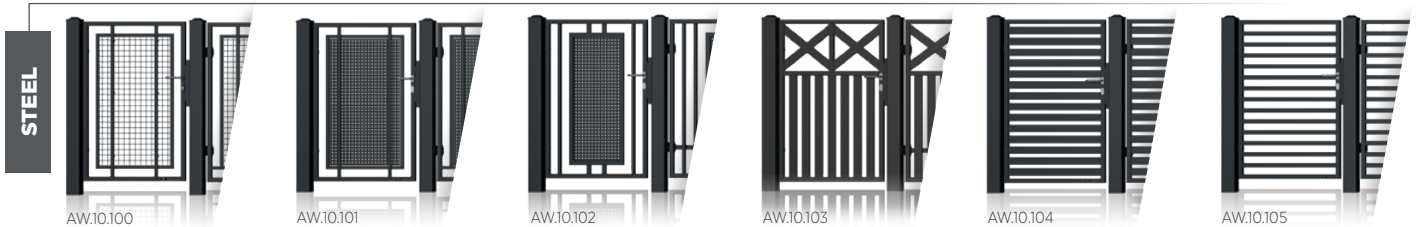
AW.AL.102

AW.AL.103

AW.AL.104

AW.AL.105

AW.AL.106



AW.10.100

AW.10.101

AW.10.102

AW.10.103

AW.10.104

AW.10.105



AW.10.106

AW.10.107

AW.10.108

AW.10.109

AW.10.110

AW.10.111



AW.10.112

AW.10.114


AW.10.115

Discover more  
details on the  
MODERN  
collection



## SHEET INFILL TYPES


Sheet infill types apply to the following models: AW.10.101, AW.10.102, AW.10.108, AW.10.109, AW.10.111, AW.10.112.




perforated sheet  
Qg 5-8



perforated sheet  
Qg 10-30



perforated sheet  
Rv 5-8



perforated sheet  
Oz 10-16



solid sheet

# CLASSIC

Classics are always on trend! Sometimes the simplest solutions are simply the best. Universal, timeless lines will match any architectural style, and you will get an element of your property that will never lose its appeal. Thinking along these lines? Look for your fence in the CLASSIC collection.



CLASSIC AW.10.76



**Corrosion**  
protection for **10 years**



Steel and aluminium  
**models available**



Inspired by  
**minimalism**



Different **levels of**  
**transparency**



Available as a  
**railing**

# Timeless classic

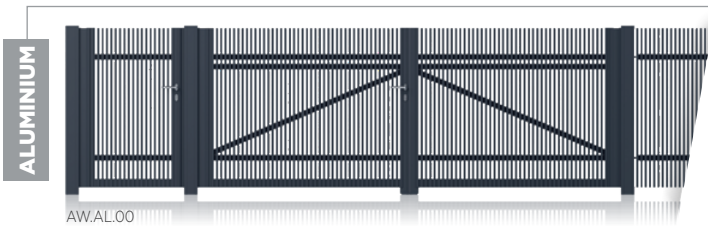
- 16 models.
- Perfect if you're looking for timeless design.
- The classic form perfectly harmonizes with the surroundings. Highlight the beauty of your home or garden and open up to the surroundings a little bit more.



Design based on **vertical lines**



CE certificate - **safety**



AW.AL.00



AW.AL.01



AW.10.01

AW.10.02

AW.10.04

AW.10.05

AW.10.06

AW.10.16



AW.10.17

AW.10.70

AW.10.71

AW.10.72

AW.10.TT

AW.VA.55



AW.10.76

AW.10.78

## Models with a custom infill - created for you


Designed for you and... by you.  
Models 10.00, 10.PU, and 10.PP offer the opportunity to select a custom infill - almost without limits.



Discover more details on the CLASSIC collection

# LUX

Classic designs that still enjoy popularity. They are perfect as an element of traditional architecture. Choose this collection if a broad choice and customization options are what matters to you.



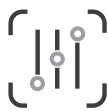
LUX AW.10.56



**Corrosion**  
protection for **10 years**



Inspired by **artistic**  
**metalwork**



Customization  
**options**



High  
**transparency**



Available as a  
**railing**

# One of a kind

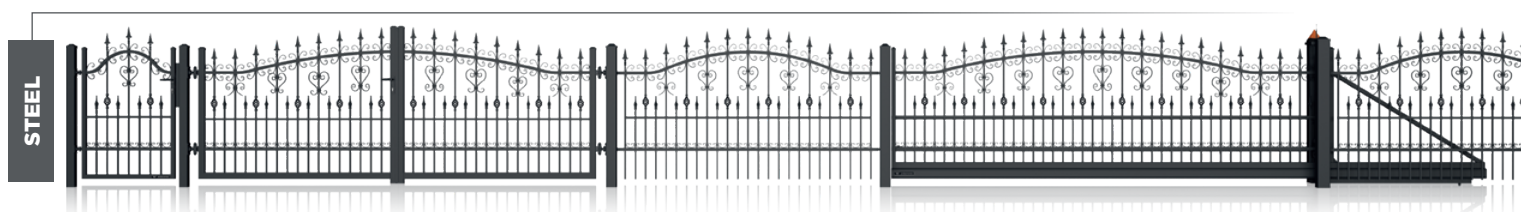
- 18 models.
- Perfect if you prefer something more classic in style.
- For selected models, you can also add your initials – to highlight your individuality even more.



Classic **elegance**



CE certificate -  
**safety**



AW.10.31



AW.10.33

AW.10.34

AW.10.39

AW.10.45

AW.10.46

AW.10.48



AW.10.51

AW.10.52

AW.10.53

AW.10.54

AW.10.56

AW.10.57



AW.10.58

AW.10.59


AW.10.60

AW.10.61

AW.10.62

## Corrosion protection and reliability that lasts!

A well-protected surface means peace of mind for years. We protect the most durable, steel fences against corrosion using hot-dip galvanization and powder-coating in the DUPLEX system, controlling the process at every stage.



Discover more details on the LUX collection

# STYLE

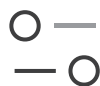
Simplicity with interesting and subtle details. The STYLE collection features elegant designs that you can choose in a variety of finishes. Match them to your home.  
Do you like visually light fences? In the STYLE collection, you will surely find something to suit your taste.



**Corrosion**  
protection for **10 years**



A combination of  
**minimalism and elegance**



For those who  
appreciate **details**



Customization  
**options**



Available as a  
**railing**

# Minimalism in stylish form

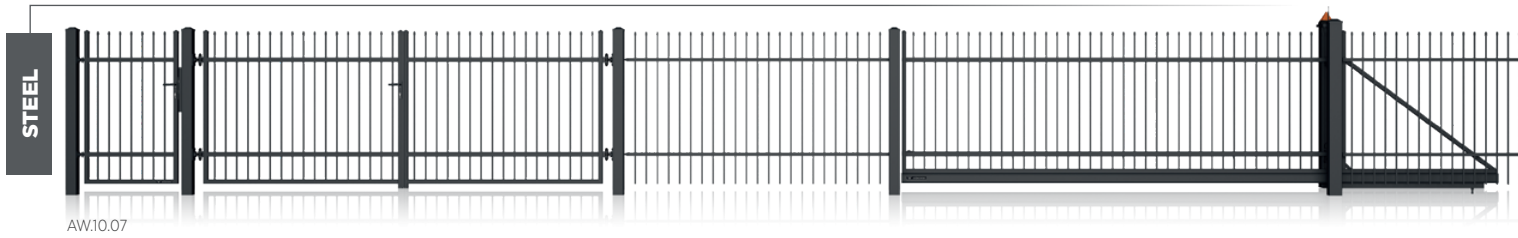
- 13 models.
- Perfect if you're searching for something classic with interesting details.
- Suit your preference: choose steel rod tops from five available variants.



Classic **form**



CE certificate -  
**safety**



### Drive unit integrated with the post

The AWSo 2018 drive unit integrated with the post is WIŚNIEWSKI's proprietary design that guarantees protection of the mechanism against weather conditions, damage, and theft. An automatic operating unit placed in a steel post of a sliding gate from WIŚNIEWSKI is the only such solution on the market.



Discover more  
details on the  
**STYLE** collection

## Sliding gates

**What kind of property?** A sliding gate needs more space on the sides of the entrance, which is why it will be perfect for properties with a wide front.



## Single- and double-leaf gates

**What kind of property?** They don't need space on the sides, but take up more space between the entrance and the garage. This is why they are recommended for narrow, but relatively long driveways.



## Folding gates

**What kind of property?** They combine the advantages of sliding and double-leaf gates. Thanks to their structure, they don't take up too much space. Perfect for narrow and short driveways.



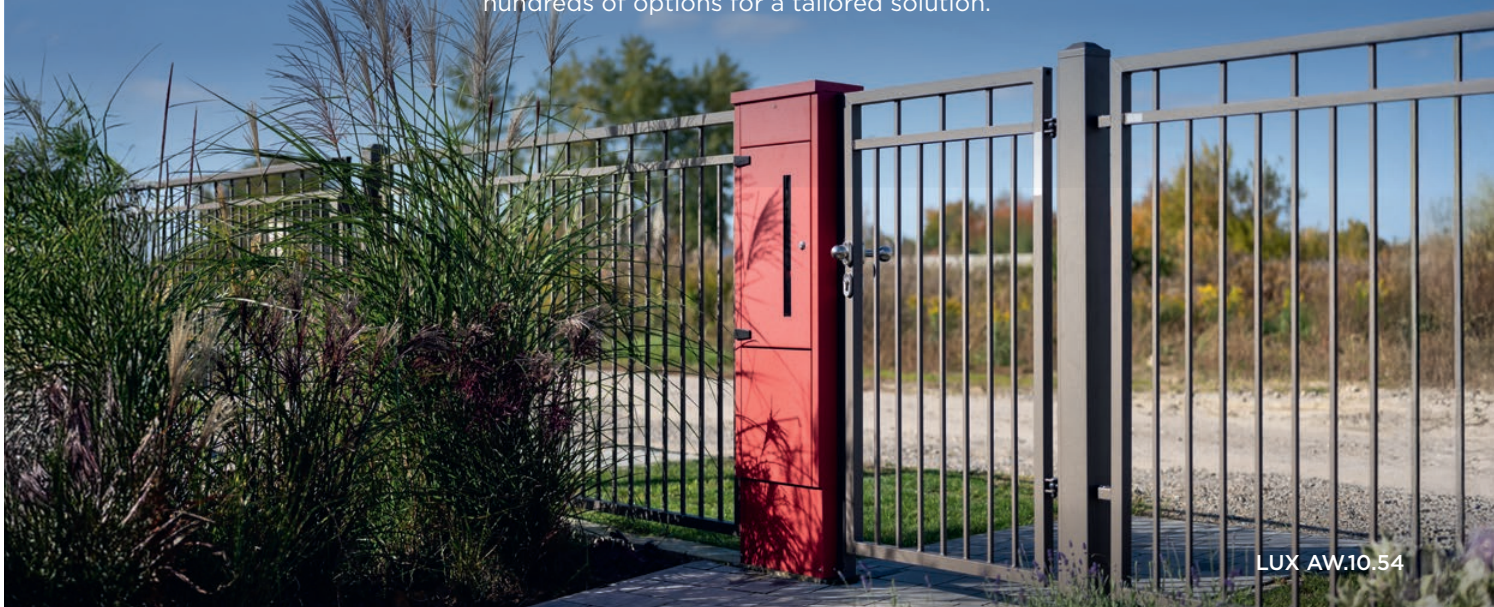
## Gates on wheels

**What kind of property?** They do not require space in front of or behind the driveway, and thanks to the elimination of the "tail," they also require very little side space. Ideal for smaller properties and for those who appreciate unconventional solutions.



# Colours. Textures

Colour is the first feature our senses react to. We made sure that each of our customers can find the exact colour they are looking for. Our gates can be manufactured in RAL palette colours and the unique HOME INCLUSIVE colours – together with our range of textures and additional decorative elements, this gives you hundreds of options for a tailored solution.


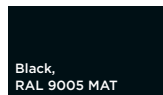
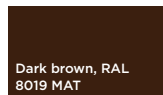
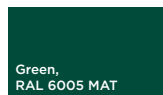
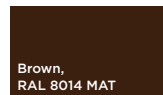


LUX AW.10.54


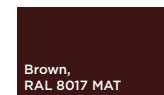
## Special coating



## Standard colours





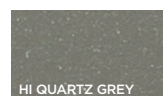




## Special colours



Take advantage of the unique possibilities provided by the original, proprietary WIŚNIEWSKI brand palette: **HOME INCLUSIVE**. It includes over a dozen colours with a metallic finish and stunning 3D depth.

## HOME INCLUSIVE 2.0 colours



## LOUVRE CUSTOMIZATION

With the louvre customization option in models AW.10.228, AW.10.229, and AW.10.230 (in the gate, wicket or segment), you can add a unique character to your fence.



DECOR OPTION

PERFORATION OPTION

COLOUR / HOME INCLUSIVE OPTION



Scan the code and discover more personalization options

# The choice is yours. Suit your taste.

## A handle, pull or long pull?

### Handles



**Handle**  
Stainless steel



**Knob**  
Stainless steel



**Pull**  
Stainless steel



**Handle with a long cover plate**  
available for collections:  
CLASSIC, VARIO



**Pull with a long cover plate with an electromagnetic lock**  
available for collections: CLASSIC, VARIO



**Handle**  
Anodized



**Knob**  
Anodized



**Pull**  
Anodized




**Handle**  
RAL 9005



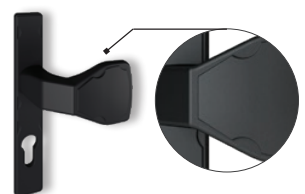
**Knob**  
RAL 9005



**Pull**  
RAL 9005



**Handle with a long cover plate**  
available for collections:  
STYLE, LUX



**Pull with a long cover plate with an electromagnetic lock**  
available for collections: STYLE, LUX

### Stainless steel pulls



**P1 pull**  
stainless steel



**P5 pull**  
stainless steel



**Q5 pull**  
stainless steel


### Steel long pulls



**AW-C**  
powder-coated steel



**AW-I**  
powder-coated steel



**AW-L**  
powder-coated steel

### Aluminium long pulls



**ALU-C**  
aluminium



**ALU-I**  
aluminium



**ALU-145**  
aluminium



**ALU-L**  
aluminium


# Live more comfortably with **smartCONNECTED**



## **TaHoma** – your smart home

The io-homecontrol® system with radio transmission makes it possible to wirelessly connect the METRO Smart io and MOTO io drive units to the smart home controlled by Somfy's TaHoma Switch central control unit. Building a comprehensive smart home provides a number of benefits and additional features that enhance your comfort every single day. The app gives you constant access to the most important functions of the elements of your home

Check what you can gain  
when you choose Tahoma  
switch



## The **WIŚNIEWSKI Connected** app – new quality as standard

Discover the possibilities of a smart home with WIŚNIEWSKI – with SMART products as standard! Control your entrance gate, front door, garage door, and roller shutters, manage user access, and monitor your home's security – all within one app. No central control unit, no remote – just one click! Experience freedom with WIŚNIEWSKI Connected with a free app.

Check what you can gain  
when you choose WIŚNIEWSKI  
Connected



### **Choose your path to a smart home**

State-of-the-art WIŚNIEWSKI products will accompany you along the way. Smart home systems can be expanded at will, and you can ensure full control over every part of your property. Control, share access, grant permissions, and build scenarios that will make your day smarter!



# MultiBox – your private parcel pick-up station

A fence does not only protect you from the outside world, but also connects you to it! The MultiBox is your private parcel pick-up station that will receive your parcel even when you aren't home. Discover the multitude of options it offers.



Compatible **with all** fence models



Control it with a **smartphone**



Standard **with** a door phone



Popular **parcel** dimensions



Receive your parcels **no matter where you are**

## MultiBox post versions

The MultiBox post is available with 1, 2, and 3 letter slots – with independent access from the property side and LED lighting. Additionally, a version featuring a secure package slot integrated with the letter slot is available.



Discover more details on the MultiBox post

# Panel fences.

## Perfectly versatile

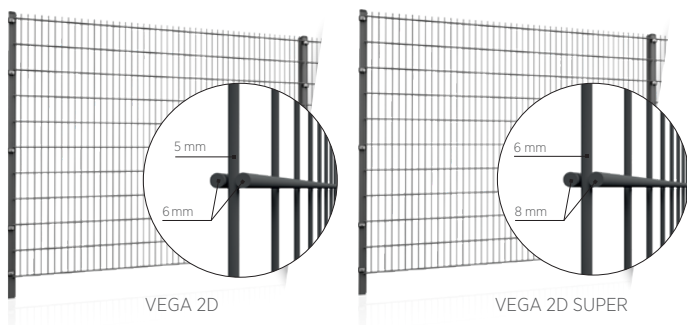
WIŚNIEWSKI mesh panel systems are a solution used in places where durability, high quality, and safety are crucial. They can be used in urban areas, industrial areas, as perimeter protection in recreational areas or as a complement to a typical residential fence.

Panel fences include mesh panels, entrance gates, and wickets. Create complete fences and, thanks to original installation systems, get a guarantee of security and durability.

Together or separate? Mesh panels are increasingly used as additions to classic residential fences - for instance only on the sides and back of the property. Economical, safe, and quick.

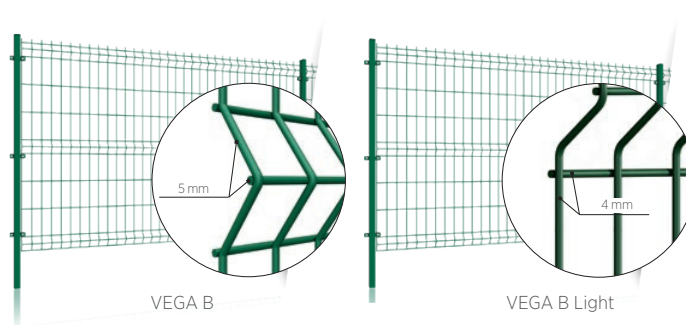


### 2D mesh panels




Panel without ribs reinforced with a double wire with a larger gauge.

### 3D mesh panels



Panels with ribs ensure maximum resistance to deformation.

The method of corrosion protection and the type of material used are responsible for the quality of the mesh panels. WIŚNIEWSKI panels are manufactured using a process that minimizes the occurrence of corrosion for many years and additionally guarantees fence robustness. **Check the quality of the panels before you choose yours.**



2D mesh fences




Discover more details on  
WIŚNIEWSKI  
fences

# Find inspiration and bring your dreams to life!





MODERN AW.10.115



HOME INCLUSIVE AW.10.200



CLASSIC AW.10.TT



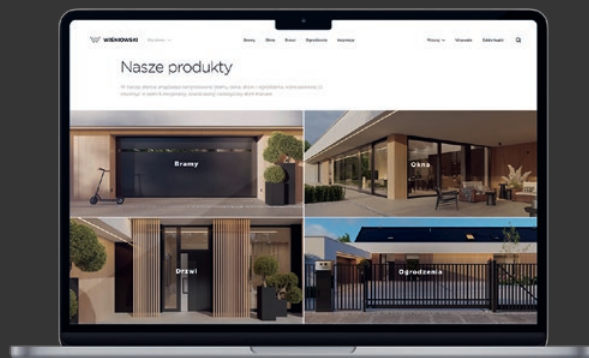
CLASSIC AW.10.70

**Find your**  
WIŚNIEWSKI showroom.



Take advantage of our Partners' support.  
Visit the nearest WIŚNIEWSKI showroom  
and **receive professional support in  
planning your investment!**

**www.wisniowski.com**



Connect with  
**the very best!**

## Online catalogues



View all  
**WIŚNIEWSKI**  
product catalogues



**Everything goes together perfectly.** Can it get any better?

**A garage door, windows, roller shutters, doors, and fence** – matching in terms of colour, high quality, maximum comfort, and functionality.

A complete set of products from a single manufacturer guarantees their durability, mutual compatibility, and uniform style down to the smallest detail. **Enjoy the high-quality products that make up your home and its surroundings.**



**Perfection** in every detail

**WIŚNIEWSKI Sp. z o.o. S.K.A.**  
33-311 Wielogłowy, Poland

 /wisniowski\_official  /wisniowski.group

The products shown in the photographic material often feature special accessories and do not always correspond to their standard versions • This brochure does not constitute an offer within the meaning of the Polish Civil Code. • The manufacturer reserves the right to introduce changes without notice. • NOTE: The colours shown in this brochure are for reference only • All rights reserved • Copying and use, in part or in full, is prohibited without the consent of WIŚNIEWSKI Sp. z o.o. S.K.A. • 05/26/EN

