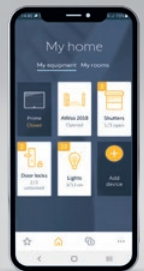


GARAGE DOORS



WIŚNIOWSKI

GATES | WINDOWS | DOORS | FENCES

ROLLER DOORS BR-100E

Intended use: The roller garage door is intended for use in private buildings and utility rooms. The door curtain is made of aluminium profiles filled with freon-free polyurethane foam. The curtain is rolled onto a steel winding shaft located near the lintel inside the room. Aluminium vertical tracks, powder coated. As standard, the door is fitted with an electric drive unit, an internal pushbutton switch, and an external key switch, as well as an emergency opening crank. The door is installed behind the opening as standard (inside the room).

SAVES SPACE

A perfect solution for buildings where space is of essence or where ceiling tracks cannot be installed. Once the door curtain is wound on the shaft, it takes up very little space just behind the lintel. This provides free area under the ceiling and on the sides.

PROTECTION AGAINST CORROSION

The door curtain and tracks are made of aluminium, whose excellent technical parameters and resistance to weather outmatch other materials.

SAFETY

Each roller door is fitted with a safety brake. It serves as an auxiliary protective device which prevents the door curtain from inadvertently dropping.

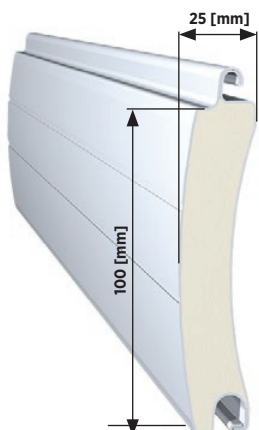


STRUCTURE

- 1 **Protective device** that prevents the curtain from being lifted from the outside in the BR-100E door is made up of a crosspiece connecting the side covers.
- 2 Safety of use is ensured by the **safety edge**. If a curtain collides with an obstacle, it retracts to an open position.
- 3 **Distance brackets** ensure proper clearance between the profiles when the door curtain is wound to allow quiet operation of the door and to extend the life of the panels.
- 4 Emergency opening of the door from the inside is possible thanks to the **emergency opening crank** (requires an additional garage entrance).
- 5 The **door curtain** is made of aluminium profiles filled with freon-free polyurethane foam. Our very own production line for manufacturing profiles ensures full quality control. Special design solutions, such as distance brackets installed at the ends of the profiles, which prevent door profiles from separating and prevent scratching, ensure a long life. The profiles are provided with a highly wear-resistant coating.
- 6 **Aluminium tracks** (without a thermal break) are fixed inside the room along the side edges of the opening. They are fitted with brush gaskets and slides.



PANEL STRUCTURE




Door curtain


The door curtain is made of aluminium profiles infilled with freon-free polyurethane foam (this does not apply to the bottom profile). Our very own production line for manufacturing profiles ensures full quality control. Special design solutions, such as distance brackets installed at the ends of the profiles, which prevent door profiles from separating and prevent scratching, ensure a long life. The profiles are provided with a highly wear-resistant coating. The door curtain is fitted with a reinforced aluminium bottom profile, which provides increased rigidity of the door. A one-chamber seal is installed on the bottom profile.




DOOR DESIGNS



BR-100E DOOR



BR-100E DOOR
(example glazing option)



BR-100E DOOR
with a ventilated profile

COLOURS

Standard colours of door made up of AW 100 profiles



Red
| RAL 3000



Blue
| RAL 5010



Light Blue
| RAL 5012



Pebble Grey
| RAL 7012



Graphite
| RAL 7016



Light brown
| RAL 8014



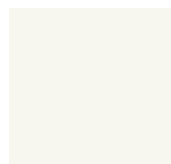
Dark brown
| RAL 8019



Light silver
| RAL 9006



Dark silver
| RAL 9007



White
| RAL 9010



In response to the needs and ideas of individual customers who expect a durable, appealing, and original look, we offer a wide range of colours. This allows the customer to match the door colour to the façade, windows, and finishing elements of the building.

For our customers looking for garage doors in unique colours, we offer powder coating in over 200 RAL palette colours.



WINDING SHAFT



BR-100E ROLLER DOOR

The door is fitted with a partial winding shaft cover (front)

INSTALLATION DIMENSIONS

BR-100E – standard version	
Sj	So
Hj ⁽¹⁾	Ho - 180 [mm]
Hj ⁽²⁾	Ho - 230 [mm]
Nmin	= 250 [mm] for Ho = 2,100 [mm] and So ≤ 2,800 [mm] = 300 [mm] for Ho = 2,250 [mm] = 315 [mm] for Ho = 2,100 [mm] and So > 2,800 [mm] = 325 [mm] for Ho = 2,500 [mm] = 350 [mm] for Ho ≤ 2,700 [mm] = 385 [mm] for Ho ≤ 2,900 [mm]
W1min, W2min	110 [mm]
Emin	Nmin + 200 [mm]

- So – opening width, ordering dimension,
- Sj – clear passage width after door installation,
- Ho – opening height, ordering dimension,
- Hj – clear passage height after door installation,
- N – minimum required lintel height,
- W₁ – minimum required side clearance,
- W₂ – minimum required side clearance,
- E – minimum room depth with clearance under the ceiling.

Tab. 1. Installation parameters – standard version

AVAILABLE DIMENSIONS

Opening height ⁽³⁾ (Ho) in [mm] up to	Opening width ⁽³⁾ (So) in [mm] up to																											
	2,400	2,500	2,600	2,700	2,800	2,900	3,000	3,100	3,200	3,300	3,400	3,500	3,600	3,700	3,800	3,900	4,000	4,100	4,200	4,300	4,400	4,500	4,600	4,700	4,800	4,900	5,000	
2,000																												
2,100																												
2,200																												
2,300																												
2,400																												
2,500																												
2,600																												
2,700																												
2,800																												
2,900																												

(1) - Gate in Totmann version
 (2) - Gate in the Automatik version
 (3) - Ordering dimension



OPTIONAL ACCESSORIES

LOCK



Makes it possible to lock the door from both sides. Deadbolts are made of steel galvanized bars connected to the lock with rods (installed inside the bottom profile).

EXTERNAL KEY SWITCH



The switch requires a key for the door to operate. Recommended where access must always be controlled.

SIGNAL LIGHT



Warning function. Orange blinking light indicates that the door is operating.

3CH io WALL-MOUNTED TRANSMITTER



3-channel transmitter makes it possible to control drive units and radio receivers. The wall-mounted transmitter is a wireless flush-mounted device which does not require any cables.

KEYPAD 2 io



Makes it possible to control the io radio drives and can support up to two devices. It is a surface-mounted wireless device, installation does not require any cables.

EXTERNAL RADIO RECEIVER



Makes it possible to control the drive units of other manufacturers using the Pulsar transmitter. It is a two-channel device which makes it possible to program as many as 32 transmitters.

FOUR-CHANNEL TRANSMITTER PULSAR io



Four-channel remote control. Enables wireless control of drive units via the io radio transmission. Operates at a frequency of 868 MHz and enables control of up to four different drive units.

TWO-CHANNEL TRANSMITTER PULSAR io



Two-channel remote control. Enables wireless control of drive units via the io radio transmission. Operates at a frequency of 868 MHz and enables control of two different drive units.

Rollixo SMART io CONTROL UNIT



The Rollixo central control unit allows roller garage doors to be integrated into a smart home management system based on the TaHoma switch central control unit. This enables the use of additional accessories such as remote transmitters, a code keypad, wall-mounted transmitters, and other compatible devices.

PHOTOCELLS



If an obstacle appears in the clear passage, the infrared beam is interrupted, the door stops and returns to the open position.



OPTIONAL ACCESSORIES FOR THE SPARK AUTOMATIC OPERATING UNITS

RDC Vision+ CENTRAL CONTROL UNIT



The RDC Vision+ control unit offers exceptional convenience and safety, both during operation and throughout installation and configuration. System components: tubular motor, central control unit with a built-in radio receiver, two four-channel remote transmitters, safety edge, and spiral cable with a cable box. The transmitter can be used for remote control only when the safety edge is used.

ENTRAcode+ CODE KEYPAD



Compatible with the WIŚNIOWSKI 868 MHz radio receiver. Control of up to five devices. Power supply: 4 X AA 1.5[V] batteries. IP 54 protection rating. Up to 30 m range. ENTRAcodes+ is a wireless device that does not require any wiring and is designed for surface mounting.

WIŚNIOWSKI 868 RADIO RECEIVER



It makes it possible to control other drive units with the DART and DART Vibe transmitters, and the wall-mounted transmitter. The radio receiver is a two-channel device operating at the frequency of 868 MHz, making it possible to program up to 40 transmitters.

2CH WALL-MOUNTED TRANSMITTER



2-channel device which lets you control both your drive units and radio receivers. Communication between the transmitter and the receiver occurs wirelessly, so the device can be mounted in any place. The wall-mounted transmitter has a feedback function that informs the user about the position of the door using a LED.

DART/ DART VIBE REMOTE CONTROL TRANSMITTER



The transmitter makes it possible to control the operation of several drive units. The DART Vibe transmitter has a feedback function in the form of vibration, which is a confirmation that the signal from the transmitter was received.

PHOTOCELLS 180






Prevent uncontrolled door leaf movement when an obstacle is present within the clear passage.




AUTOMATIC OPERATING UNIT KITS

Automatic operating units fitted in WIŚNIOWSKI doors are configured for continuous reliable heavy duty operation. We use only proven drive and control units by Somfy that ensure the highest comfort of use and many years of operation.

		Totmann	Automatik	Automatik
Kit type				
Design		Tubular motor with integrated limit switches and an emergency opening function. Control via an indoor push-button switch and outdoor key switch. Equipped with a mechanical brake.	Tubular motor with integrated limit switches and an emergency opening function. Rollixo SMART io central control unit with a wireless 3CH io wall-mounted transmitter included. Includes two Pulsar io 4-channel remote transmitters. Mechanical brake with a safety switch. Optical sensors with a spiral cable and a cable box.	Tubular motor with integrated limit switches and an emergency opening function. RDC Vision+ central control unit with two DART 4-channel remote transmitters. Mechanical brake with a safety switch. Optical sensors with a spiral cable and a cable box.
Technical data	Main power supply	230 [V]; 50 [Hz]	230 [V]; 50-60 [Hz]	220-240 [V]; 50-60 Hz
	Motor supply	230 [V]; 50 [Hz]	230 [V]; 50 [Hz]	230 [V]; 50 Hz
	Limit switch	mechanical	mechanical	mechanical
	Central control unit	no	Rollixo SMART io	RDC Vision+
	Emergency opening	crank	crank	crank
	Motor power	240 - 400 [W]	240 - 400 [W]	240 - 400 [W]
	Torque	50 - 120 [Nm]	50 - 120 [Nm]	50 - 120 [Nm]
Functionality	Obstacle detection	no	yes, optical safety edge	yes, optical safety edge
	Automatic closing	no	yes	yes
	Safety brake	no	yes	yes
	Signal light	no	yes	yes
	Information about the safety device status	no	yes	yes
	Cycle counter	no	no	yes
Expandability	Signal light	no	yes / 24 [V]; 4 [W]	yes, 230 [V]; max. 40 [W]
	Photocells	no	yes	yes
	External antenna	no	yes	no
	External key switch	no	yes	yes
	External radio receiver	no	yes	yes
	Chain hoist, emergency opening	no	no	no



BR-100 E



BR-100 E



TECHNICAL DATA

	BR - 100 E
Curtain	Aluminium sheet profiles, polyester coating on both sides, infilled with high density PU foam g=42 kg/m ³ without HCFC
Panel height/thickness	100/25 [mm]
Duty	4 cycles/hour or 25 cycles per day
Thermal transmittance factor	As provided on the door nameplate
Watertightness	class 2 in accordance with PN-EN 13241 section 4.4.2
Resistance to wind load	class 2 in accordance with PN-EN 13241 section 4.4.3
Air permeability	2 in accordance with PN-EN 13241 section 4.4.6
Drive type/supply type	Tubular operator 1x230 [V]
Sealing	The door is sealed along the entire circumference (tracks are fitted with a double brush seal, bottom profile is fitted with a cellular EPDM gasket, brush seal in the lintel).
Safety features	Special profile shape protecting fingers from being crushed, protective device preventing the curtain from being lifted from the outside, safety brake preventing inadvertent falling of the door curtain, photocells, crank for emergency opening of the door
Optional accessories	Ventilated panel, glazed panel, lock, photocells, signal light, transmitter, wall-mounted transmitter, external key switch, code keypad, smartphone control
Maximum width / height of the door [mm]	5,000/2,900 [mm]
Standard colours	RAL 3000, RAL 5010, RAL 5012, RAL 7012, RAL 7016, RAL 8014, RAL 8019, RAL 9006, RAL 9007, RAL 9010
Custom colours	other RAL

CONTROL THE GARAGE DOOR WITH YOUR SMARTPHONE!



TaHoma – Your smart home

The io-homecontrol® system with radio transmission makes it possible to wirelessly connect the Rollixo SMART io central control unit to the smart home controlled by Somfy's TaHoma Switch central control unit. Building a comprehensive smart home provides a number of benefits and additional features that enhance your comfort every single day. The app gives you constant access to the most important functions of the elements of your home.

